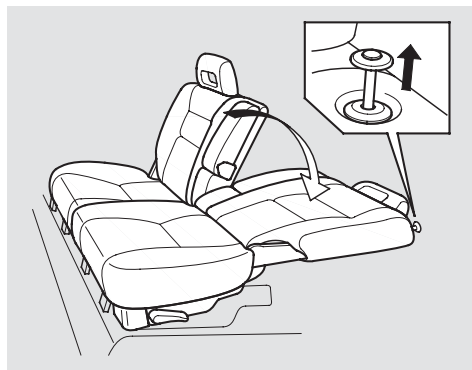
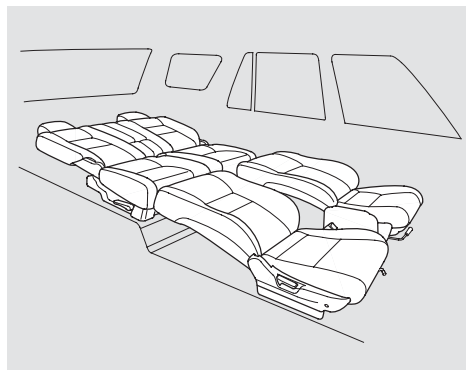


Seats

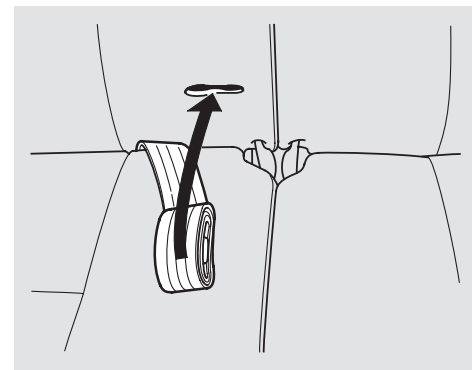


4. Pull up on the knob on top of the seat-back and pivot the rear seat-back backward. Release the knob when the seat-back is reclined as far as it will go.



Reverse this procedure to return the seats to their upright positions. Make sure you install the head restraints, and that the seats are locked securely in place before driving.

Folding Rear Seat



The left and right halves of the rear seat can be folded up separately to create more cargo space.

1. Store the latch plate for the center lap belt by rolling up the belt and pushing it into the seat pocket.